

PRESIDENT'S/LEUKEMIA CUP 2008

September 6 & 7, 2008

Potomac River Sailing Association & The Leukemia and Lymphoma Society
Washington Sailing Marina, Alexandria, VA

SAILING INSTRUCTIONS

1. RULES

The series will be governed by the rules as defined in the Racing Rules of Sailing.

2. NOTICES TO COMPETITORS

Notices to competitors will be posted at the official notice board located in the lawn area at the end of the boat racks nearest the three cranes at the docks.

3. CHANGES TO SAILING INSTRUCTIONS

Any changes to these sailing instructions will be posted 90 minutes before the scheduled start of the first race on the day the change is to take effect, except that any change to the schedule will be posted by 1800 on the day before it will take effect.

4. SIGNALS MADE ASHORE

4.1 Signals made ashore will be displayed from the signal boat (Bayliner) at the finger pier of the ramp launch area.

4.2 When flag AP is displayed ashore, the warning signal will be made not less than 45 minutes after the AP flag is lowered. This changes Race Signal AP.

5. RACING AREA

5.1 Races will be conducted on the Potomac River, between Gravelly Point and Haines Point, Washington, D.C.

5.2 Channel-bound vessels within the racing area are obstructions. Boats that are racing must keep clear of such vessels.

6. PLANNED SCHEDULE & NUMBER OF RACES

6.1 Competitor's meeting: 1000 on Saturday in the crane area.

6.2 First race for the first class: The warning signal for the 1st race of the day for the first class to start is 1130 on both Saturday and Sunday.

6.3 First race for the other classes: There will be a short time after the start of one class and the warning for the next class (no rolling starts).

6.4 Subsequent races: The RC intends to start subsequent races for some classes before all the classes have finished.

6.5 Number of Races: A total of Six (6) races per class are planned. One (1) race will constitute a regatta. Depending on conditions, the race committee may conduct as many as four (4) races per class on either Saturday or Sunday.

6.6 End of racing: No warning signal will be made after 1530 on Sunday.

7. SPECIAL SIGNALS

- 7.1 Fifteen (15) seconds before the warning signal of each class, the RC will begin making Five (5) sounds that take Five (5) seconds to complete.
- 7.2 Attention signal for subsequent races: Five (5) minutes before the warning signal for the first class to start a 2nd or subsequent race, the RC will raise the F-flag (red diamond on white background) with 1 sound. This flag will be dropped without a sound 1 minute before the warning signal. However, no such “attention signal” will be made following a postponement or general recall.

8. ORDER OF STARTS

- 8.1 The order of starts of classes for the first race of the day will be as below. Any changes to this order will be posted on the official notice board by 1000 each day.
- 8.2 Classes with 6 or more competitors will have their own start. Classes with 5 or fewer competitors will be started together. Combined classes will be indicated at the skippers meeting and on the official notice board
- 8.3 Subsequent races: The RC may change the order of starts for subsequent races.

9. CLASS FLAGS

<u>Class</u>	<u>Class Flag</u>
Catamarans	Flying H on yellow
Lightnings	Red flash on white
Buccaneers	Crossed cutlasses on white
Interlakes	Main & jib sail plan on white
Hamptons	H with arrow on white
Albacores	AL on red
Vanguard 15	Red & blue triangles on white
Jet 14	Jet plane on white
Flying Scots	FS on yellow

10. COURSES and MARKS

See attachment for a description of the courses that may be used, including how each will be designated with flags and the direction and order the competitors shall round the marks.

11. MARKS

- 11.1 The marks designated as 1, 2, and 3 in the attachment will be orange cylinders.
- 11.2 The offset mark designated as 1a and 2a in the attachment will be a smaller orange ball.
- 11.3 New marks as provided in instruction 15.2 will be large yellow cylinders.

12. START LINE

The start will be between an orange flag on the signal boat and the course side of a small white cylinder with an orange flag.

13. HAILS

The race committee will attempt to identify On the Course Side of the line boats after starts and identify these boats via communication or hails with the fleet on the water. However, failure to receive a hail or for a hail to be made, the order of hails made, or failure of the

fleet to receive any communications shall not be cause for redress. This changes RRS 62.1 (a) and complies with 41 (d).

14. FINISH LINE

The finish line will be between a blue flag on the RC boat and the course side of a small white cylinder with a blue flag.

15. CHANGE OF THE FIRST AND SUBSEQUENT LEGS OF THE COURSE

15.1 To change the first leg of the course, the race committee will lay a yellow mark and display the C-flag from the signal boat before the warning signal and remove the original mark as soon as practicable.

15.2 To change the 2nd or subsequent leg of the course, the race committee will lay a new mark (or move the finishing line) and remove the original mark as soon as practicable. When in a subsequent change a new mark is replaced, it will be replaced by an original mark.

16. TIME LIMIT

The time limit will be 90 minutes for the first boat to finish in each class. Boats finishing more than 30 minutes after the first boat that sails the course and finishes will be scored the number of boats finishing within the time limit plus 1 point, not to exceed the score of Did Not Finish. This changes RRS 35.

17. PENALTY SYSTEM

17.1 For catamarans, the penalty is one full turn (one tack and one jibe). This changes rules 44.1 and 44.2.

17.2 When a boat has a spinnaker drawing at the time of an infringement, drops it completely below the gooseneck while taking her penalty, re-sets it, and has it drawing after the penalty, the penalty is one full turn (one tack and one jibe). This changes rules 44.1 and 44.2.

18. PROTESTS

18.1 Protest forms will be available at the race committee signal boat when it docks at the ramp's finger pier.

18.2 Protests shall be delivered to the protest secretary, Robert Bennet, skipper of a Vanguard 15, before the protest time limit, which will be 1 hour after the docking of the race committee signal boat. The Protest Time Limit will be posted on the Official Notice Board.

19. SCORING

If there are 5 or fewer races, no scores will be excluded. Otherwise, a competitor's worse score will be excluded. This changes RRS Appendix A2.

20. TROPHIES

Trophies will be awarded Sunday afternoon in accordance with the Notice of Race.

ATTACHMENT A: COURSES AND MARKS

10.1 The course will depend on the position of the RC signal boat and flags that the RC displays with the fleet's warning signal and during their start sequence.




10.2 RC positioned **Leeward of Leeward Mark**:

Round leeward mark as many times as indicated on the Numeral Flag below— count the arrows.

Windward-Leeward Course	Olympic Course	Triangle Course
W Flag <div style="display: flex; justify-content: center; gap: 20px;"> <div style="border: 2px solid black; padding: 10px; font-size: 2em; font-weight: bold;">W</div> <div style="border: 2px solid black; padding: 10px; font-size: 2em; font-weight: bold;">2</div> </div>	O-Flag <div style="display: flex; justify-content: center; gap: 20px;"> <div style="border: 2px solid black; padding: 10px; font-size: 2em; font-weight: bold;">O</div> <div style="border: 2px solid black; padding: 10px; font-size: 2em; font-weight: bold;">2</div> </div>	T-Flag <div style="display: flex; justify-content: center; gap: 20px;"> <div style="border: 2px solid black; padding: 10px; font-size: 2em; font-weight: bold;">T</div> <div style="border: 2px solid black; padding: 10px; font-size: 2em; font-weight: bold;">2</div> </div>
<p>2 hot dogs + a finish @ the weather mark</p>	<p>1 triangle, 1 hot dog, + a finish @ the weather mark</p>	<p>2 triangles + a finish @ the weather mark</p>







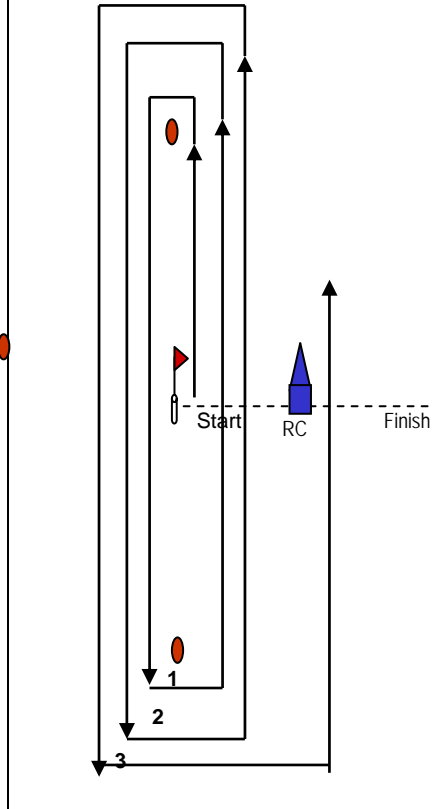
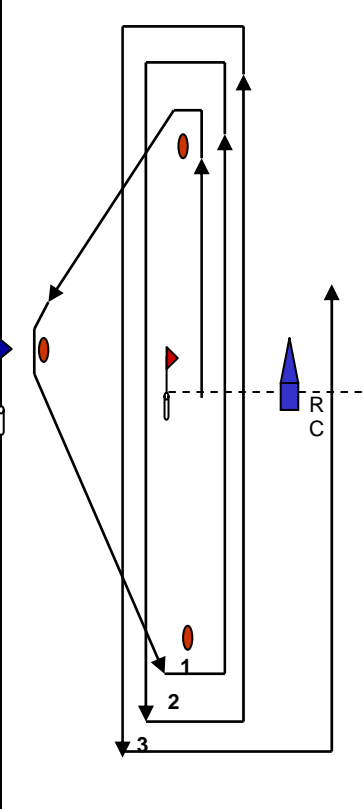
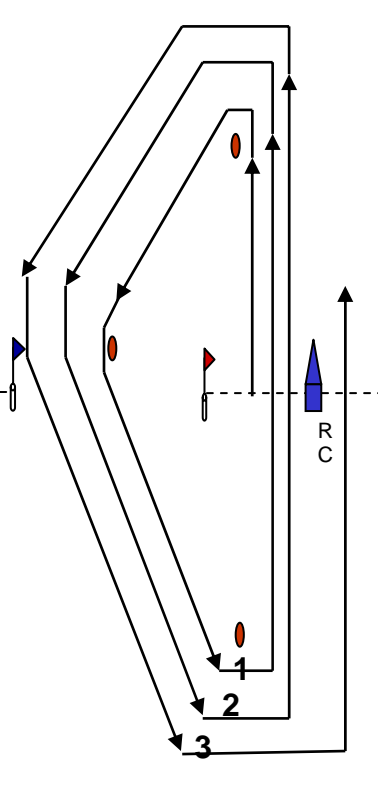
For the above courses, the leeward mark/gate is not a mark of the course for the first leg of the course and the windward mark is not a mark of the course for the last leg of the course.

10.3 Numeral Flag: If a "1" flag is displayed before a class' warning signal, then the class shall sail round the leeward mark just once. If a "2" flag is displayed, round the leeward mark twice. If a "3" flag is displayed, round the leeward mark 3 times.




10.4 RC positioned **Between Leeward & Windward Marks:**

Round leeward mark as many times as indicated on the Numeral Flag – count the arrows.

Windward-Leeward Course	Olympic Course	Triangle Course
W Flag  	O-Flag  	T-Flag  
3 hot dogs 	1 triangle, 2 hot dogs 	3 triangles 

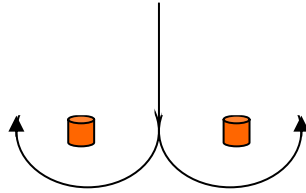
For the above courses, the start/finish line is “open.”

10.5 Numeral Flag: If a “1” flag is displayed before a class’ warning signal, then the class shall sail round the leeward mark just once. If a “2” flag is displayed, round the leeward mark twice. If a “3” flag is displayed, round the leeward mark 3 times.



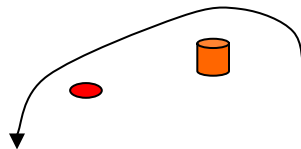
10.6 Leeward Mark – may be a single rounding mark or a two mark Gate

For the W course, the **leeward mark** may either be a single orange cylinder or a gate – two orange cylinders approximately 100 feet apart. For other courses, it is always a single orange cylinder. If it is a single orange cylinder, a boat shall round it to port. If it is a gate a boat shall sail between the gate marks from the direction of the windward mark and round either gate mark (see diagram).



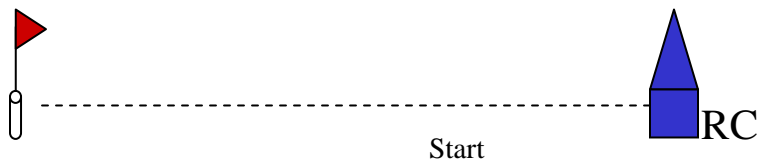
10.7 Windward Mark

The windward mark may be either a single orange cylinder or a cylinder with an offset – a second, smaller buoy approximately 4 boat lengths away – boats shall round both the cylinder and the offset to port.

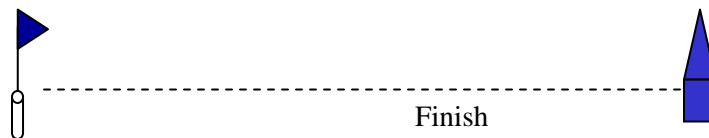


10.8 Start and finish lines

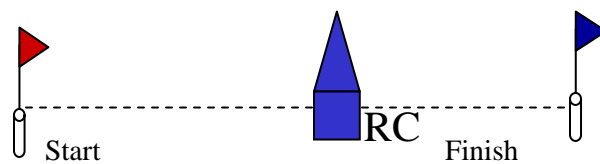
Both will be between the red flag on the RC boat and a white cylindrical mark.



Start line below the Leeward Mark



Finish line Above the Windward Mark



Start and Finish in the middle of the course