

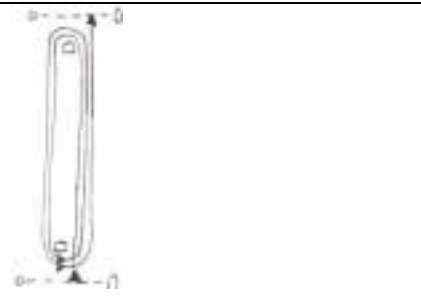
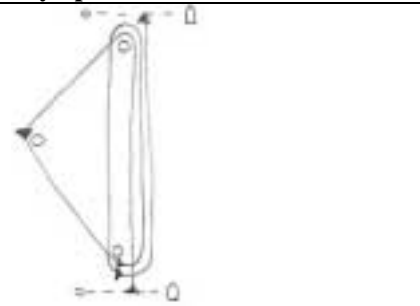
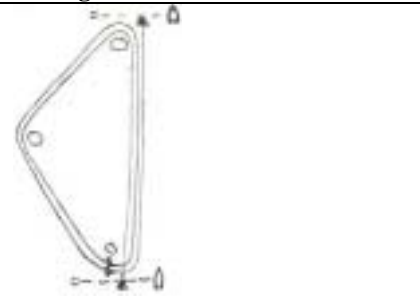


7. COURSES AND MARKS -- The course will depend on the position of the RC signal boat and on a flag, if any, that the RC displays before the fleet's warning signal and during their start sequence.

O-Flag – yellow/red	T-Flag – red-white-blue	S-Flag – blue square on white field
		

7.1 RC positioned **Leeward of Leeward Mark:**

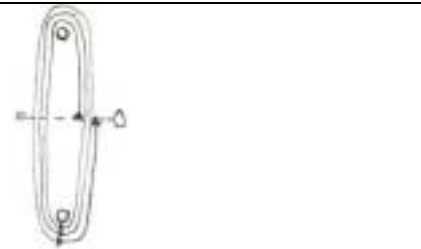
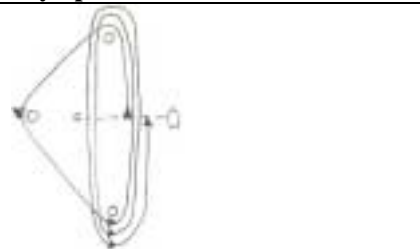
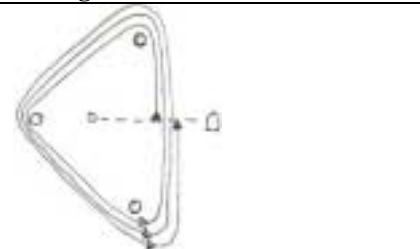
Round leeward mark **TWICE** – count the arrows

Default – No Flag Windward-Leeward	O-Flag Olympic Course	T-Flag Triangle Course
		

For the above courses, the leeward mark/gate is not a mark of the course for the first leg of the course and the windward mark is not a mark of the course for the last leg of the course.

7.2 RC positioned **Between Leeward & Windward Marks:**

Round leeward mark **THREE TIMES** – count the arrows

Default – No Flag Windward Leeward	O-Flag Olympic Course	T-Flag Triangle Course
		

For the above courses, the start/finish line is “open.”

7.3 S-Flag – “Shorter version” – two fewer legs – round leeward mark 1 fewer times

If an S-flag is displayed before a class' warning signal, then the class shall sail the “shorter version” of the default or signaled course, which has two fewer legs. Eliminate the last lap -- round the leeward mark one fewer times.

7.4 Leeward Mark – may be a single rounding mark or a two mark Gate

For the default course, the **leeward mark** may either be a single orange cylinder or a gate -- two orange cylinders approximately 100 feet apart. For other courses, it is always a single orange cylinder. If it is a single orange cylinder, a boat shall round it to port. If it is a gate a boat shall sail between the gate marks from the direction of the windward mark and round either gate mark (see diagram).



7.5 Start and finish lines

Both will be between the red flag on the RC boat and a white cylindrical mark.