

Potomac River Sailing Association Spring and Fall Series

SAILING INSTRUCTIONS 2009

1. RULES

1.1. The series will be governed by the rules as defined in the *Racing Rules of Sailing*.

2. ENTRIES

2.1. This series is open to members of the Potomac River Sailing Association; the skipper or boat owner must be a member of the association.

2.2. Competitors shall check in on shore, using the check-in sheet posted on the official notice board, up to 10:00 a.m. Sail numbers that are different than those registered with the association must be noted at check in.

2.3. A competitor failing to check in on shore shall check in on the water by: (1) presenting compliments to the race committee and (2) hailing skipper name and sail number.

2.4. Guests of members, prospective members, and members who are not paid-up, but who wish to skipper, must seek permission of the race committee on race day.

3. NOTICES TO COMPETITORS & SIGNALS MADE ASHORE

3.1. Notices to competitors will be posted at www.potomacriversailing.org and on the official notice board located near the middle small-boat crane. Any changes to these sailing instructions will be posted by 10:00 a.m. on the day it is to take effect.

3.2. Signals made ashore will be displayed by the official notice board. It will be located near Crane # 2 in the marina launching area. If a postponement is signaled ashore, the warning signal will be made not less one hour after AP is lowered.

3.3. The "L" flag (come within hail), flown before 9:45 a.m., signals a competitors' meeting.



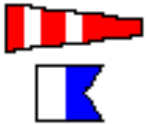
L flag

4. SCHEDULE

4.1. If it so desires, the race committee may hold a competitors' meeting at 10:00 a.m. on a racing day, after signaling its intention per paragraph 3.3. With the exception of information permitted by Rule 41(d), all information presented by the race committee at the competitors' meeting shall be posted on the notice board.

4.2. Races will be held on Sundays, as shown on our website www.potomacriversailing.org.

4.3. The warning signal for the first race on each race day will be at 11:25 a.m. Subsequent races will be held as soon as possible after the end of the previous race. No warning signal will be made after 3:30 p.m. The Race Committee will try for at least three races each day. The signal that no further races will be started is AP over A.



AP over A

5. RACING AREA

5.1. Races will be conducted on the Potomac River, between Gravelly Point and Hains Point, Washington, D.C. Following a notice to competitors, races may be conducted east of the Mirant Power Plant, Alexandria, Virginia.

5.2. Channel-bound commercial vessels within the racing area are obstructions. Boats that are racing must keep clear of such vessels.

6. CLASS FLAGS and STARTING ORDER

Potomac River Sailing Association Spring and Fall Series

SAILING INSTRUCTIONS 2009

6.1. The Race Committee will use class flags bearing these symbols:



Open Cats Hobie Cats Lightnings Hamptons Interlakes Buccaneers Albacores Lasers

6.2. The start order is as shown in paragraph 6.1; absent classes are dropped. Classes with 3 or fewer boats may be started with another class, as shown on the course board, in the slot of the earlier fleet. After a general recall, the next warning signal will show whether the recalled fleet will restart immediately or go to the “back of the line.” This changes Rule 29.2.

7. COURSES and MARKS

7.1. All marks will be orange balls, except that the race committee may substitute a cylinder with a red flag for the starting mark and a cylinder with a blue flag for the finish mark.

7.2. The attached course sheet (page 3) explains the courses, the course designations, the course board, and the procedure for gates.

8. STARTING AND FINISHING LINES

8.1. The starting and finishing lines will be between a red flag on the signal boat and a nearby mark. If there are two nearby marks, the starting mark will be to the left of the signal boat when facing the windward mark and the finish mark will be to its right.

9. TIME LIMIT

9.1. The time limit will be 90 minutes for the first boat to finish in each class. Boats finishing more than 30 minutes after the first boat that sails the course finishes will be scored DNF. This changes RRS 35.

10. PENALTY SYSTEM

10.1. For catamarans, the penalty is one full turn (one tack and one jibe). This changes rules 44.1 and 44.2.

10.2. When a boat has a spinnaker drawing at the time of an infringement, drops it completely while taking her penalty, re-sets it, and has it drawing after the penalty, the penalty is one full turn (one tack and one jibe). This changes rules 44.1 and 44.2.

11. PROTESTS

11.1. Protests shall be delivered to a member of the Race Committee within 60 minutes of the signal boat's docking. The PRO will, immediately after the close of the 60-minute time limit, post, on a bulletin board near Crane # 2, the list of protests received. The PRO will deliver copies of the protests to the affected parties and will convene a panel of judges to hear and adjudicate the protests. Hearings will be held on the deck next to the Afterdeck Café as soon as possible after the close of the 60-minute time limit.

12. SCORING

12.1. The fleets shall score the series according to their chosen scoring systems. The race committee will post the individual race results as soon as possible following a race day at www.potomacriversailing.org.

13. TROPHIES

13.1. Trophies will be awarded to in accordance with the Association's awards policy.

Potomac River Sailing Association Spring and Fall Series Course Sheet

7. COURSES AND MARKS -- The course will depend on the position of the RC signal boat and flags that the RC displays with the fleet's warning signal and during their start sequence.

7.1 RC positioned **Leeward of Leeward Mark:**


Round leeward mark **as many times as indicated on the Numeral Flag below**— count the arrows.

Windward-Leeward Course W Flag	Olympic Course O-Flag	Triangle Course T-Flag
<div style="display: flex; justify-content: space-around; align-items: center;"> <div style="border: 1px solid black; padding: 10px; font-size: 2em; font-weight: bold;">W</div> <div style="border: 1px solid black; padding: 10px; font-size: 2em; font-weight: bold;">2</div> </div>	<div style="display: flex; justify-content: space-around; align-items: center;"> <div style="border: 1px solid black; padding: 10px; font-size: 2em; font-weight: bold;">O</div> <div style="border: 1px solid black; padding: 10px; font-size: 2em; font-weight: bold;">2</div> </div>	<div style="display: flex; justify-content: space-around; align-items: center;"> <div style="border: 1px solid black; padding: 10px; font-size: 2em; font-weight: bold;">T</div> <div style="border: 1px solid black; padding: 10px; font-size: 2em; font-weight: bold;">2</div> </div>
<p>2 hot dogs + a finish @ the weather mark</p>	<p>1 triangle, 1 hot dog, + a finish @ the weather mark</p>	<p>2 triangles + a finish @ the weather mark</p>

For the above courses, the leeward mark/gate is not a mark of the course for the first leg of the course and the windward mark is not a mark of the course for the last leg of the course.

7.3 Numeral Flag

If a "1" flag is displayed before a class' warning signal, then the class shall sail round the leeward mark just once. If a "2" flag is displayed, round the leeward mark twice. If a "3" flag is displayed, round the leeward mark 3 times.



Potomac River Sailing Association Spring and Fall Series Course Sheet

7.2 RC positioned **Between Leeward & Windward Marks:**


Round leeward mark as many times as indicated on the Numeral Flag – count the arrows.

Windward-Leeward Course W Flag	Olympic Course O-Flag	Triangle Course T-Flag
<div style="display: flex; justify-content: space-around; align-items: center;"> <div style="border: 2px solid black; padding: 10px; font-size: 2em; font-weight: bold; width: 60px; height: 60px; display: flex; align-items: center; justify-content: center;">W</div> <div style="border: 2px solid black; padding: 10px; font-size: 2em; font-weight: bold; width: 60px; height: 60px; display: flex; align-items: center; justify-content: center;">3</div> </div>	<div style="display: flex; justify-content: space-around; align-items: center;"> <div style="border: 2px solid black; padding: 10px; font-size: 2em; font-weight: bold; width: 60px; height: 60px; display: flex; align-items: center; justify-content: center;">O</div> <div style="border: 2px solid black; padding: 10px; font-size: 2em; font-weight: bold; width: 60px; height: 60px; display: flex; align-items: center; justify-content: center;">3</div> </div>	<div style="display: flex; justify-content: space-around; align-items: center;"> <div style="border: 2px solid black; padding: 10px; font-size: 2em; font-weight: bold; width: 60px; height: 60px; display: flex; align-items: center; justify-content: center;">T</div> <div style="border: 2px solid black; padding: 10px; font-size: 2em; font-weight: bold; width: 60px; height: 60px; display: flex; align-items: center; justify-content: center;">3</div> </div>
<p>3 hot dogs</p>	<p>1 triangle, 2 hot dogs</p>	<p>3 triangles</p>

For the above courses, the start/finish line is "open."

7.3 Numeral Flag

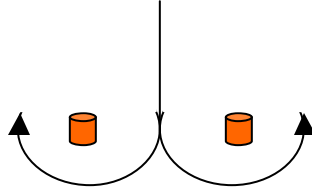
If a "1" flag is displayed before a class' warning signal, then the class shall sail round the leeward mark just once. If a "2" flag is displayed, round the leeward mark twice. If a "3" flag is displayed, round the leeward mark 3 times.



Potomac River Sailing Association Spring and Fall Series Course Sheet

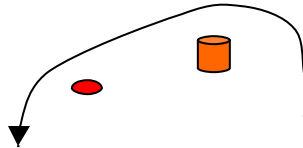
7.4 Leeward Mark – may be a single rounding mark or a two mark Gate

For the W course, the **leeward mark** may either be a single orange cylinder or a gate – two orange cylinders approximately 100 feet apart. For other courses, it is always a single orange cylinder. If it is a single orange cylinder, a boat shall round it to port. If it is a gate a boat shall sail between the gate marks from the direction of the windward mark and round either gate mark (see diagram).



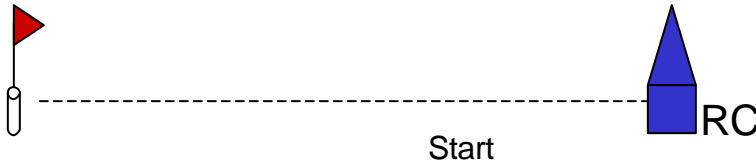
7.5 Windward Mark

The windward mark may be either a single orange cylinder or a cylinder with an offset – a second, smaller buoy approximately 4 boat lengths away – boats shall round both the cylinder and the offset to port.

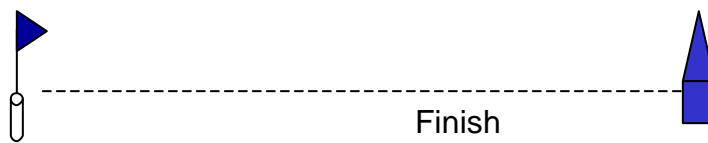


7.6 Start and finish lines

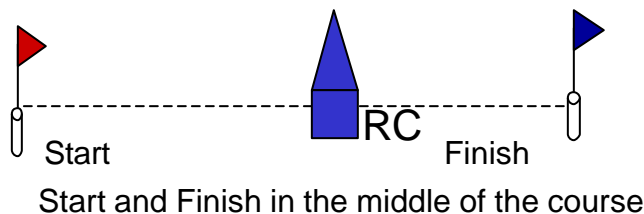
Both will be between the red flag on the RC boat and a white cylindrical mark.



Start line below the Leeward Mark



Finish line Above the Windward Mark



Start and Finish in the middle of the course